


# Mutina

# Fringe

by Michael Anastassiades



**EN**


General information  
Laying and maintenance tips  
Colors  
Technical features  
Packing



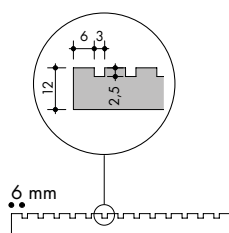
# General information

collection	Fringe
design	Michael Anastassiades, 2023
production	Industrial
material	Unglazed and rectified porcelain stoneware
thickness	12 mm
sizes	12,3·12,3 cm (5"·5")
specification	<ul style="list-style-type: none"><li>- 2 patterns: Thin and Bold</li><li>- 5 colors: White, Anthracite, Grey, Rose, Red</li><li>- Epoxy grout to guarantee great chromatic stability over time and resistance to wear.</li></ul> Depending on the colour of the used grout, in tone or in contrast, the end result changes significantly.
category	UNI EN 14411 App G (BIA group) UGL

## THIN




12,3·12,3 cm  
5"·5"

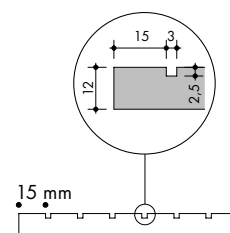


section

## BOLD



12,3·12,3 cm  
5"·5"



section

## Laying and maintenance tips

use	Floor, wall – indoor, outdoor.
installation	For an even, smooth shading effect when laying, alternate material from several different boxes
recommended adhesive	Adhesive for porcelain stoneware.
mandatory joints	3 mm
recommended fillers	Epoxy grout. Remove all traces of grout carefully before it dries completely.
cleaning at the end of installation	CEMENT-BASED GROUT: Buffered acid (e.g. DETERDEK PRO by FILA, or similar). Wet the floor with water, dilute the product 1:5 with water and pour it on the floor. Wait for 2 or 3 minutes then use a white scotch brite pad and rinse well with clean water. EPOXY GROUT: Alkaline detergent (e.g. FILA CR10 by FILA). FILA CR10: apply pure, wait for 30 minutes then use a green scotch brite pad. SILICONE: Solvent for silicone (e.g. FILA ZERO SIL.). Pour it straight onto the stain, wait for 20 minutes and remove the mark using scotch brite. PAINT: Can usually be removed using water, but if resin-based paints or particular enamels have been used, it is best to ask the manufacturer which solvent is most suitable. RUST: stain remover es. FILA NO RUST. Apply the product onto the stain, leave for 15 minutes, remove the residue and rinse thoroughly.
general cleaning (installed tiles)	You are recommended to use ordinary neutral detergent diluted in water. Avoid using acid or alkaline products, waxes and/or impregnants. During ordinary cleaning it is recommended to use extremely abrasive items (such as scourers and iron or steel sponges) as little as possible.

## Colors

### THIN



White




Anthracite



Grey



Rose



Red

### BOLD



White




Anthracite



Grey



Rose



Red

For information about the available grouts, please contact the customer's care department: [customerservice@mutina.it](mailto:customerservice@mutina.it)

## Technical features

STANDARD	FEATURES	VALUE REQUIRED	FRINGE
ISO 10545/2	SIZES		
	length and width	± 0,6%	in conformity with standard
	thickness	± 5%	
	straightness of edges	± 0,5%	
	wedging	± 0,6%	
	flatness	± 0,5%	
ISO 10545/3	water absorption	< 0,5%	0,06%
ASTM C373		< 0,5%	0,06%
EN 101	surface hardness (scala mohs)	> 5	8
ISO 10545/6	resistance to deep abrasion	<175 mm <sup>3</sup>	in conformity with standard
ISO 10545/9	resistance to thermal shock	no visible alteration	resistant
ASTM C484		no samples must show visible defects	unaffected
ISO 10545/12	frost resistance	no visible alteration	resistant
ASTM C1026		unaffected	unaffected
ISO 10545/13	resistance to chemical attacks	no visible alteration	resistant
ASTM C650			unaffected
ISO 10545/14	stains resistance	minimum 3	5
DIN 51130-04	slip resistance	medium values 6÷10° R9 10÷19° R10 19÷27° R11 27÷35° R12 > 35° R13	R10
DIN 51097		-	B
Pendulum BS			55 dry 40 wet
Pendulum AS/NZS			P4
DCOF			0.51
LEED CERTIFICATION 4.1			20% recycled material
ENVIRONMENTAL MANAGEMENT SYSTEM ISO 14000 AND ISO 9001			
VOC Emission			available upon request
Declaration of Contents			available upon request
EPD			available upon request
SDS			available upon request
BPD3			available upon request
HPD			available upon request

## Packing

SIZE	PCS-SQM	PCS-BOX	SQM-BOX	BOX-PAL	KG-BOX	KG-PAL	SQM-PAL
BOLD 12,3-12,3	65,62	42	0,64	54	17,15	926,10	34,56
THIN 12,3-12,3	65,62	42	0,64	54	16,50	891	34,56