


Mutina

Hives

by Konstantic Grcic



EN

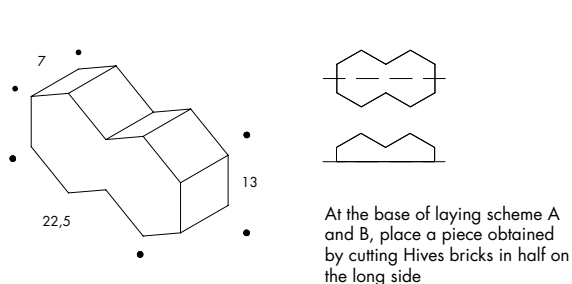
General information
Laying and maintenance tips
Colors
Technical features
Packing



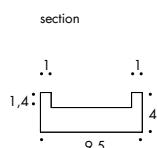
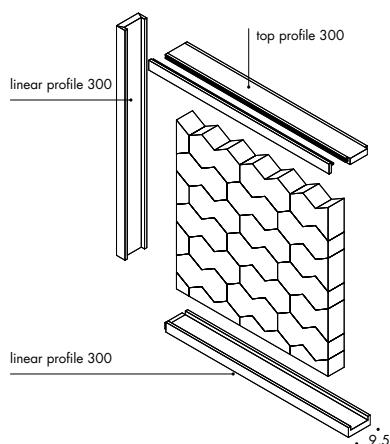
General information

The data, information and indications contained in this technical data sheet and in further documents relating to the Hives by Konstantin Grcic product are the exclusive property by Ceramiche MUTINA S.p.a. This Technical Data Sheet provides the buyer with information relating to the use of the product useful for its correct installation and evaluation and prevention of risks arising from the normal use of the same.

collection	Hives
design	Konstantin Grcic, 2022
production	Artisanal
material	Extruded terracotta
nominal sizes	13-22,5-7 cm (5"-9"-3")
specification	<ul style="list-style-type: none"> - Artisanal extruded partition elements, 7cm thick. Natural (natural finishing) - It is possible to install Hives both horizontally and vertically. - For aesthetic outcome in vertical installation it is possible to install Hives using our wooden profile. The profile is painted and suitable for outdoor use. A top profile with removable sides is provided for ceiling fixing. - Horizontal installation: the product is suitable for both residential and commercial areas for the construction of walls with a maximum height of 4m. - Vertical installation: the product is suitable for residential areas with a maximum height of 3m. - These elements must in any case comply with the technical standards of construction regulation, applicable in the country where they are installed. - For the Italian national territory, in particular, they should comply with standard NTC 2018 DECRETO MIN 27/01. - As complementary pieces Mutina provide the Mutina adhesive, EC 1 plus for VOC emissions. <p>For installation process see the installation video available on www.mutina.it</p> <p>Hives is suitable for indoor and outdoor areas complying with UNI EN 772-22 marked "F1- moderate exposure".</p>
category	UNI 11128/2004

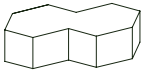


complementary pieces



To make the installation of these items easier, a Mutina adhesive is now available: organic, eco-friendly and sold separately.

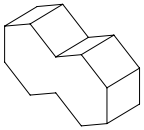
horizontal installation



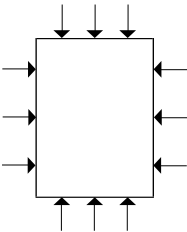
ANCHORING ON 2 SIDES
MAX h400 cm



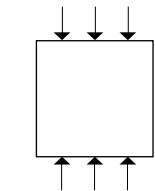
vertical installation



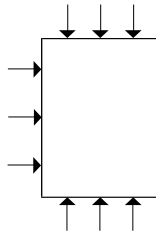
ANCHORING ON 4 SIDES
MAX h300x200 cm



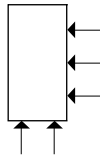
ANCHORING ON 2 SIDES
MAX h200x200 cm



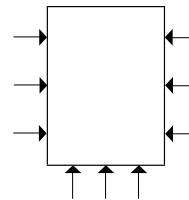
ANCHORING ON 3 SIDES
MAX h300x200 cm



ANCHORING ON 2 SIDES
MAX h200x150 cm



ANCHORING ON 3 SIDES
MAX h300x200 cm




Laying and maintenance tips

use	Wall – indoor Wall – outdoor in moderate exposure areas only
installation	For installation process see the installation video available on www.mutina.it
cleaning at the end of installation	Avoid drippings during installation. If needed the excess can be removed after the product has dried, using a tool with a sharp edge.
calibers (real size)	22,5 x 13,1 x 7 cm with 1-3 mm tolerance (artisanal product)

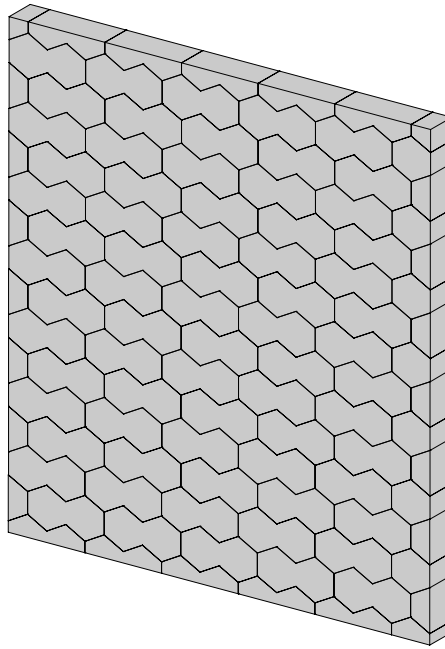
Hives – laying scheme A

45 pcs / sqm

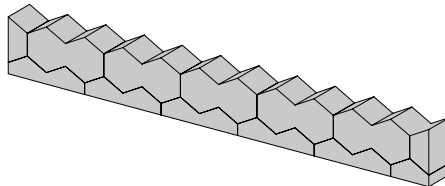


section

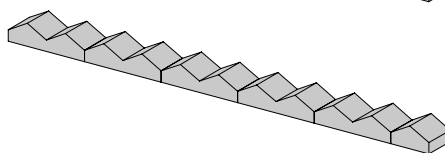
Overlap



2nd row




1st row



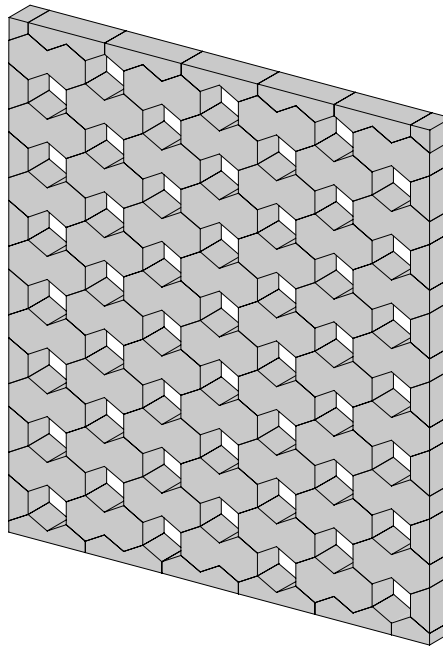
Hives – laying scheme B

30 pcs / sqm

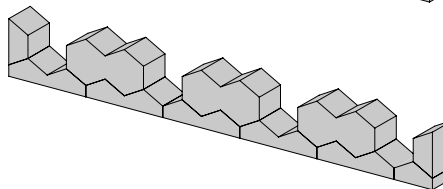


section

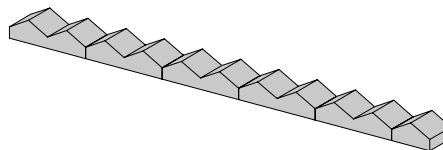
Overlap



2nd row



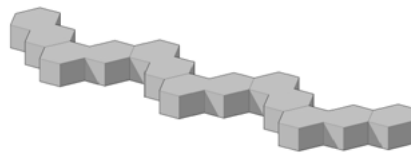
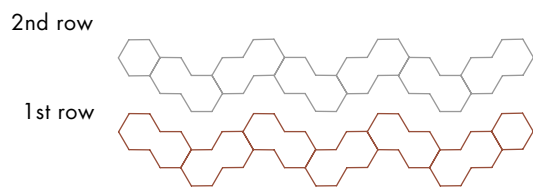
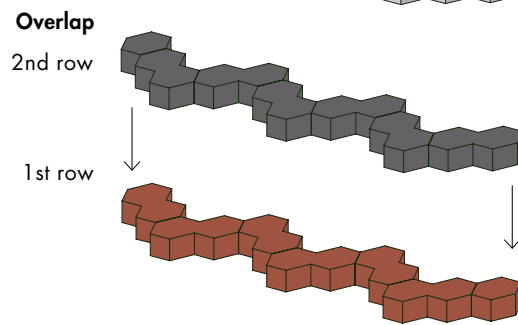
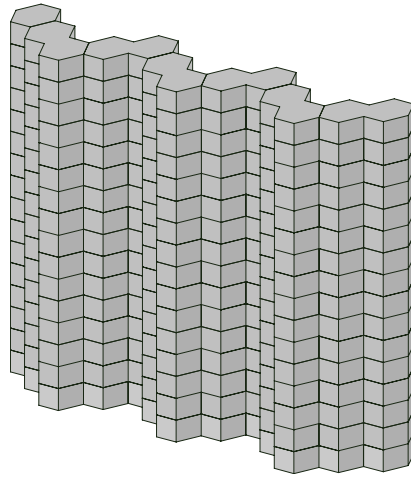
1st row



Hives – laying scheme C

61 pcs / sqm

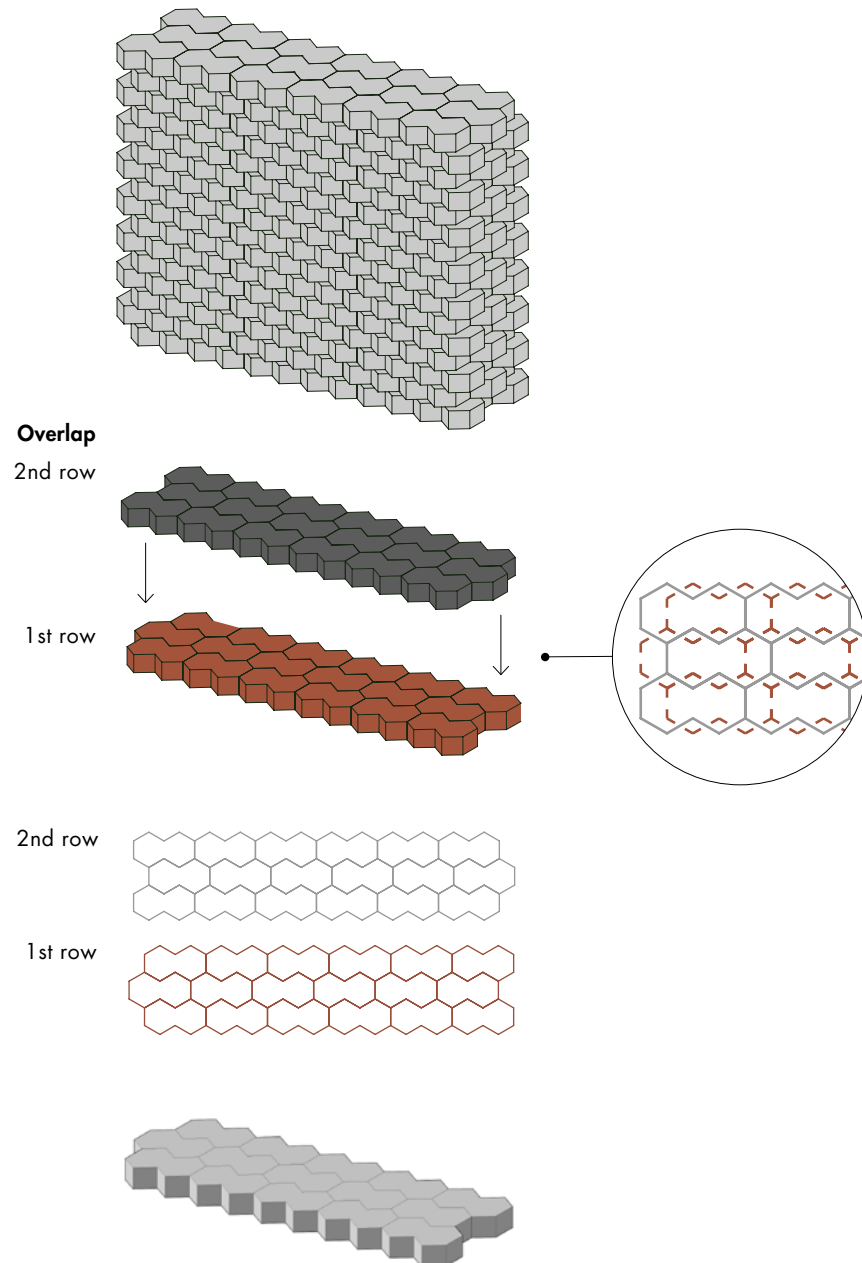
Staggered installation only.



Hives – laying scheme D

186 pcs / sqm

Staggered installation only.




Hives – laying scheme E

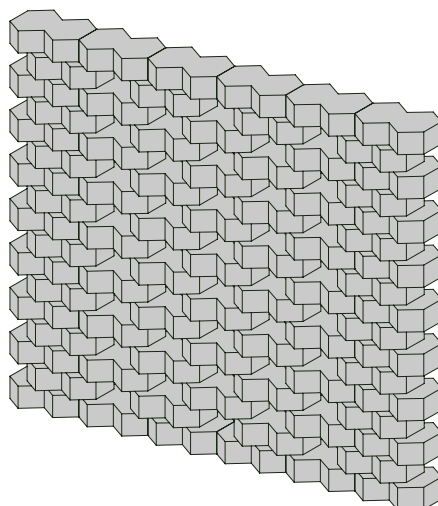
61 pcs / sqm (side column)

46 pcs / sqm (central area)

Staggered installation only.

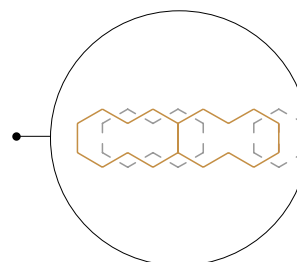
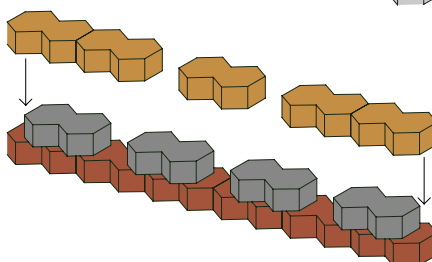


section

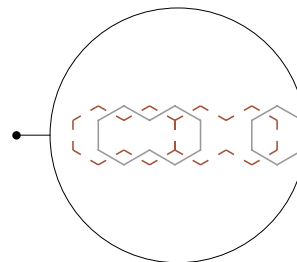
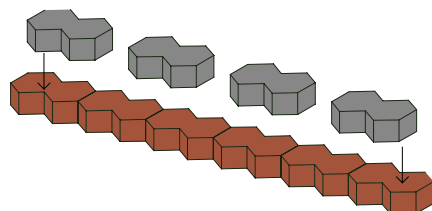


Overlap

2nd + 3rd row

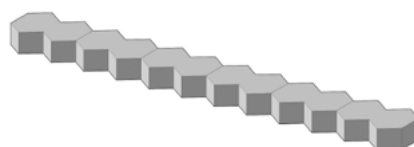
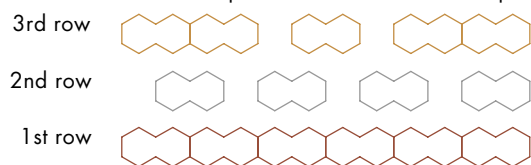


1st + 2nd row



start: 2pcs

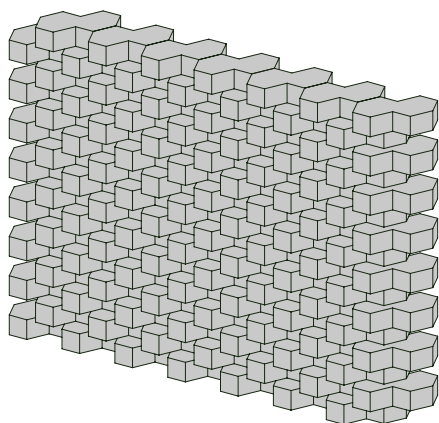
end: 2pcs



Hives – laying scheme F

61 pcs / sqm

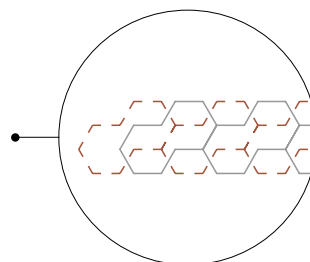
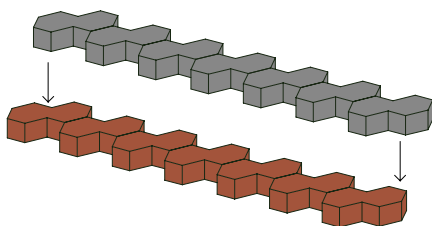
Staggered installation only.



Overlap

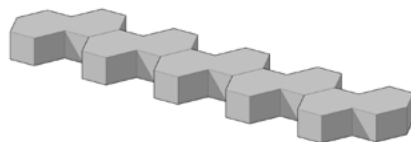
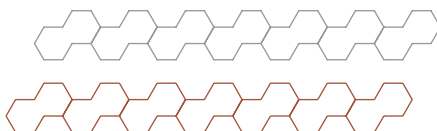
2nd row

1st row



2nd row

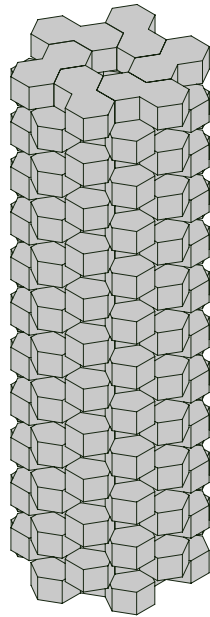
1st row



Hives – laying scheme G

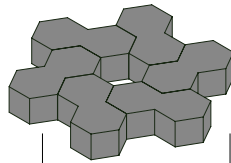
84 pcs / 1m

Staggered installation only.

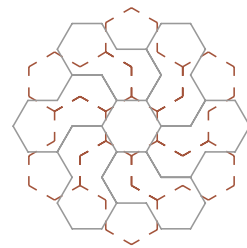
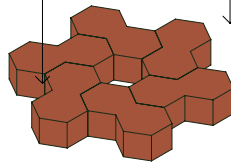


Overlap

2nd row

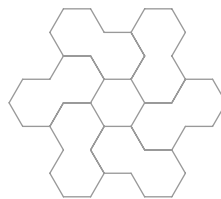
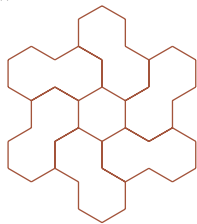


1st row



1st row

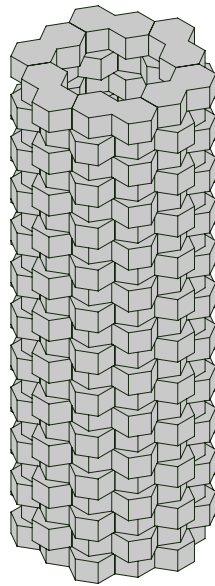
2nd row



Hives – laying scheme H

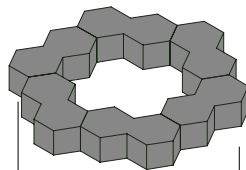
84 pcs / 1m

Staggered installation only.

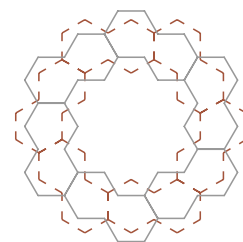
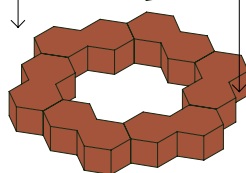


Overlap

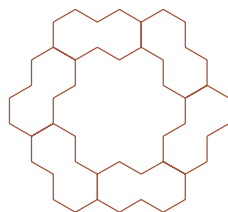
2nd row



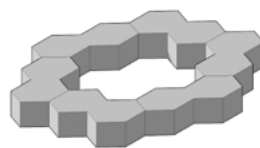

1st row



1st row



2nd row



Technical features

STANDARD	FEATURES	VALUE REQUIRED	HIVES
UNI EN 772-16	dimensions	to declare	T2 – R2
UNI EN 772-21	water absorption	to declare	12,5%
UNI EN 772-5	content of active soluble salts	to declare	S2
UNI EN 772 - 22	freeze-thaw resistance	to declare	F1
D.M. 1401/2008	determination of horizontal variable loads	to declare	C2
LEED CERTIFICATION 4.1			10% recycled material
VOC Emission			available upon request
Declaration of Contents			available upon request
SDS			available upon request
BPD3			available upon request
HPD			available upon request

Packing

SIZE	SQM-PAL	KG-PAL	PCS-PAL	PC-SQM	KG-PC
13-22,5-7,5 cm	2,16	287,04	96	see laying scheme	2,99