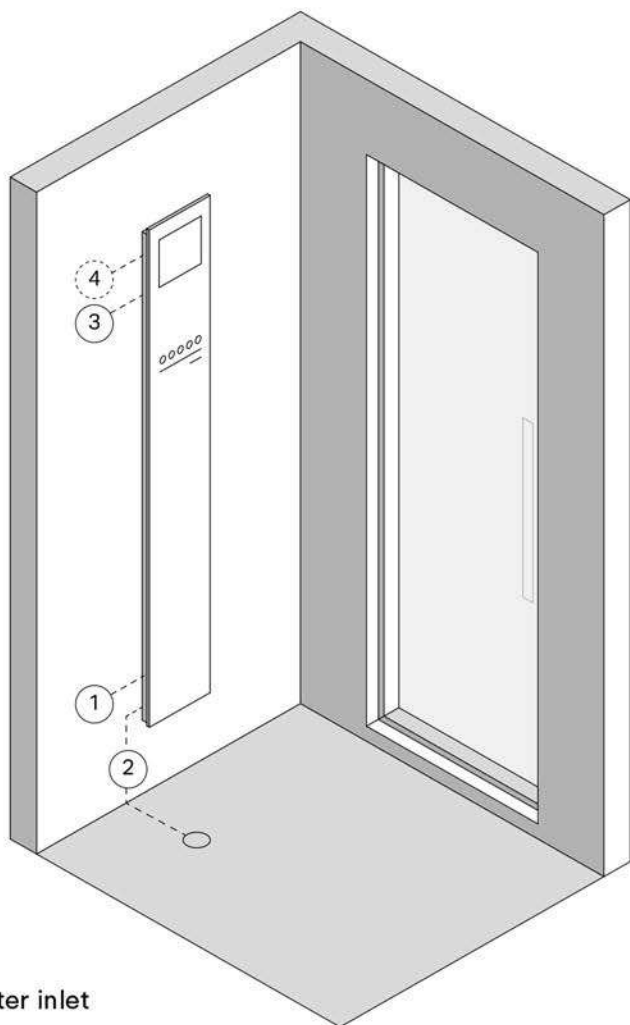


Technical information

More information: www.effegibi.it



- ① Water inlet
- ② Water outlet
- ③ Electric power supply
- ④ Options connection

All work must be carried out by qualified personnel or by one of our Service Centres, based on local and international standards – CEI 64.8 (IEC 364 – 1). Make sure that the electric and plumbing connections for the steam generator have been correctly set up (water line with closing gate valve, outlet siphon, power line with suitable magnetothermal residual current device, etc.) according to the related technical specifications. Connect all piping in such a way that it may be disconnected (in the event of removal of the generator for maintenance). Use brass or copper piping only. Do not use galvanised or black PVC piping.

Create a space of 400mm x 1740 mm, for installation of the Touch&Steam device.

① Water inlet: set up the piping mounted flush with the casing with a ½" female thread. Hook up only cold water (max 25°C). Inlet water pressure must not exceed 8 bar (800 kPa). For best operation, water pressure should be max. 1.5 ÷ 2 bar (150 ÷ 200 kPa).

CAUTION: if the water is medium hard or hard, it is recommended to install a softener upstream of the generator. Otherwise, the generator boiler may be subject to significant wear and tear.

② Water outlet: set up ½" female, heat resistant (up to 100°C) siphoned piping mounted flush with the casing. The outlet pipe must ensure correct water outflow, therefore, a downward slope of at least 5° is recommended.

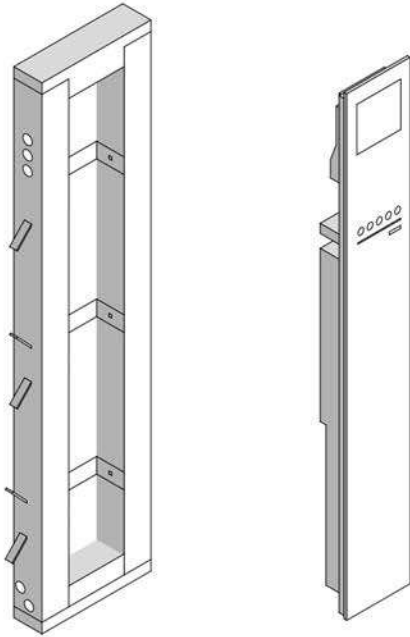
③ Sheath Ø 25 for the electric power supply: set up a power cable of suitable cross-section.

④ Sheath Ø 25 for connecting the options.

DESIGN PLUS



TOUCH&STEAM



DIMENSIONS
cm 23 x 3,7 x 165 h

COUNTERBOX DIMENSIONS
cm 40 x 10 x 173 h

MATERIALS
Screen-printed tempered glass panel
Painted aluminium RAL 9003

BUILT IN STEAM GENERATOR
Features:
› automatic boiler cleaning system
› water flow rate control system
› automatic water drainage system
› Automatic energy-saving function

TOUCH-SCREEN CONTROL PANEL
with backlit icons and temperature gauge


POWER STEAM FUNCTION
Steam diffusion and forced ventilation heating system

PRE-HEATING FUNCTION
Unit pre-heating function with
forced ventilation heating system


CONTAINERS FOR ESSENTIAL OILS

LIGHTING SYSTEM WITH LED RGB COLOUR THERAPY
5 fixed colours, 4 dynamic cycles and white light

ECC - EFFEGIBI COMFORT CONTROL
This system is incorporated into every Effegibi steam generator so that the turkish bath can be remotely controlled, just download the app Effegibi experience to your tablet or smartphone. Available on iOS.

 [More information](#)

ESS - EFFEGIBI SOUND SYSTEM
You can listen to your favourite music inside the Hammam using a Bluetooth connection and your own device. The speakers are built into the Touch & Steam.

 [More information](#)

TOUCH&STEAM 90

Space volume (cubic metres): 6,2 - 9,2

Power: 9,0 kW max - 230Vac 1N 50-60Hz - 400Vac 3N 50-60Hz

Steam generation: 13,1 Kg/h max